


Dog Wisdom Panel Test


Coat Color

We tested 12 genetic variants to learn about Coco's coat.

Coco's coat appears to be yellow or tan.



Coco appears to be a yellow or tan color.
Dogs with this result can actually show colors from white all the way to deep red.



Medical Complications

We detected 1 genetic condition in Luna's DNA.

215

Clear

0

Notable

1

At Risk

Key Findings

At Risk

Multi-Drug Resistance 1

Multi-drug resistance 1 (MDR1) is a genetic mutation that alters a dog's ability to limit the absorption and distribution of many drugs.

[Learn More](#) →

Found in breeds including:

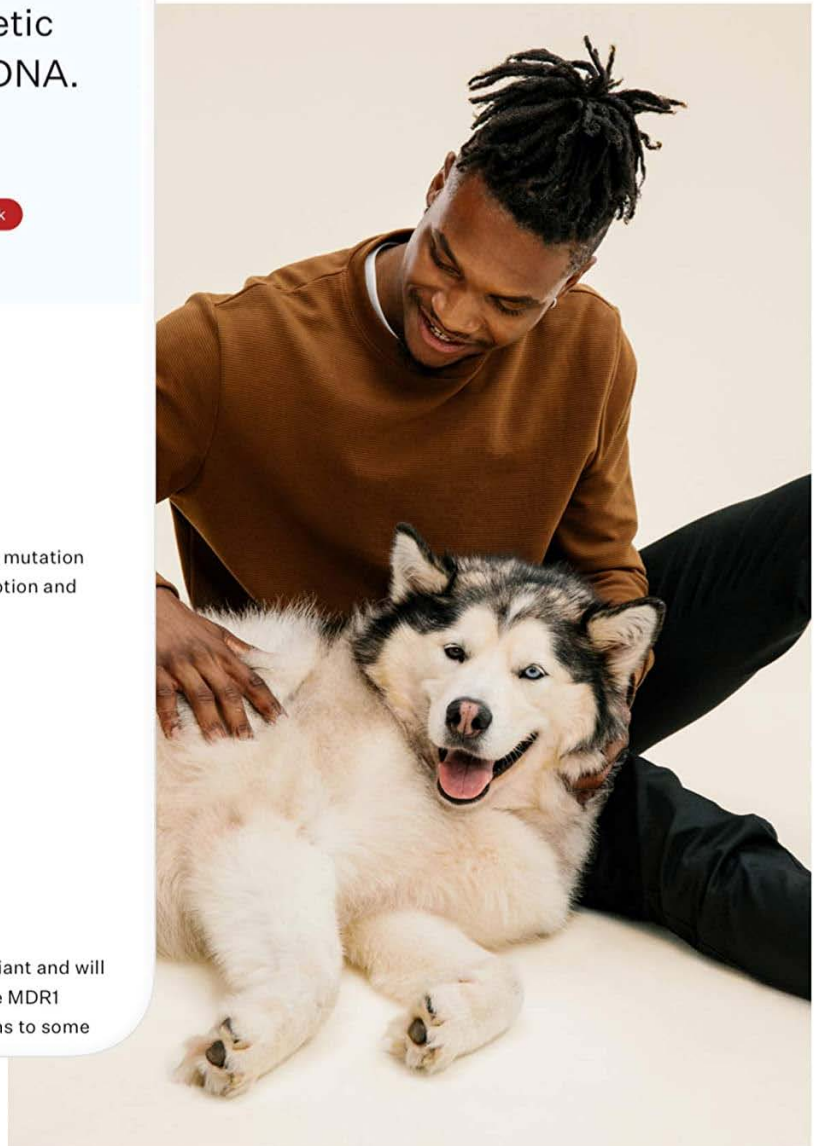
Australian Shepherd

German Shepherd Dog

Shetland Sheepdog

What it Means for Luna

Luna has one copy of the MDR1 genetic variant and will be affected by this condition. Dogs with the MDR1 mutation may have severe adverse reactions to some





Family Tree

Here's what Winnie's family may have looked like.



Parents



Chihuahua,
Dachshund (Miniature
Shorthair)

Poodle (Medium) Mix,
Poodle (Miniature) Mix,
Shih Tzu,
Kooikerhondje Mix



Grandparents



Chihuahua

Breed Breakdown

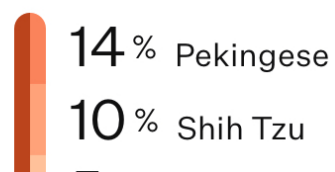
We detected 13 breeds
in Lana's DNA.



Herding Group



Asian Group



Sample instructions

Test Kit Instructions - EN



1 Visit wisdompanel.com/activate to activate your test using the Sample ID located on the back of the box. **Your must activate your test before mailing the DNA sample.**



2 Slightly peel back swab sleeve about 2 in (5 cm). Save sleeve for later. **Wait approx. 2 hours after a meal or treat before collecting DNA sample.**



3 Obtain cheek cells by firmly rolling bristles between cheek and gums for about 15 seconds.



4 Let swab air dry for at least 5 minutes. Repeat steps 2-4 for the second swab. **Be sure to use both swabs on the same pet.**



5 Once both swabs are dry, insert them bristle-first into their protective sleeves. **Do not reseal protective sleeves.**



6 Place sleeve with swabs inside the supplied prepaid return envelope and seal. Write your contact info and shipment date on the return envelope and place it in the post.